






This masterplan is provided solely for the purpose of providing an impression of Stockland's Willowdale residential development, as well as the approximate location of existing and proposed third party facilities, services or destinations, and is not intended for any other purpose. Stockland does not make any representation or give any warranty in relation to the future development of the site, or the current or future amenity, location or existence of any facilities, services or destinations. This masterplan is based on the intention of, and information available to, stockland at the time of creation (december 2017) and details may change due to future circumstances. Any indications of distance or size are approximate and for indicative purposes only, and are not to scale. All distances and travel timeframes are estimates only, refer to distance or travel by car from the sales & information centre unless specified otherwise and are based on information obtained from google maps. The masterplan is not a legally binding obligation on or warranty by stockland. Stockland accepts no liability for any loss or damage arising as a result of any reliance on this masterplan or its contents.

LEGEND

- NSW Design Essentials
- NSW Design Essentials and P1 & P16 Design Supplement
- Willowdale Design Essentials
- Denham Park Design Guidelines
- Non-Residential

LEGEND

-  NSW Design Essentials
-  NSW Design Essentials and P11 & P16 Design Supplement
-  Willowdale Design Essentials
-  Denham Park Design Guidelines
-  Non-Residential

-  NSW Design Essentials
-  NSW Design Essentials and P11 & P16 Design Supplement
-  Willowdale Design Essentials
-  Denham Park Design Guidelines
-  Non-Residential

