



# WILLOWDALE

## Display Village Guide



**Make your  
notes inside!**



**Stockland**



## Quick reference guide

Builder	Display Village Number	House Name	Bedrooms	Bathrooms	Car Spaces
Eden Brae Homes	1	Forsyth 30	4	2.5	2
Eden Brae Homes	2	Midland 21	4	2	2
McDonald Jones Homes	3	Tulloch 28 One	4	2.5	2
McDonald Jones Homes	4	St Clair 34 Two	4	2.5	2
New Edge Homes	5	Clarence 31	4	3	2

Builder	Display Village Number	House Name	Bedrooms	Bathrooms	Car Spaces
Elderton Homes	6	Idalia 22	4	2	2
Elderton Homes	7	Alton 28	4	2.5	1
Thrive Homes	8	Onyx 24	4	2	2
Thrive Homes	9	Vibe 21	4	2	2
Casaview Homes	10	Marbella 35	6	4	2
Casaview Homes	11	Lennox 19	3	2	1
Hoot Homes	12	Boston 23	4	2.5	1
Clarendon Homes	13	Rosebery	4	2.5	2
Domaine Homes	14	Lakewood 29	4	2.5	2
Domaine Homes	15	Aspen 25	4	3	1
Domaine Homes	16	Sohar 23	4	2	2
Rawson Homes	17	Huntley	4	2.5	2
Rawson Homes	18	Wilton	4	2	2
McDonald Jones Homes	19	Havana Executive	4	2	2
McDonald Jones Homes	20	Milano Four 16	4	2	2
McDonald Jones Homes	21	Seaside Retreat 16	4	2	2
Coral Homes	22	Santorini 26	4	2	2
Coral Homes	23	Noosa 25 MKII	3	2	2
Masterton Homes	24	Harmony Elite	4	2	2
Masterton Homes	25	Synergy 29	4	2.5	2
New Living Homes	26	Azalea 4	4	2	2
Adenbrook Homes	27	Saxon	4	2	2
Bellriver	28	Details coming soon			
Everyday Homes	29	Vita Nova	4	2	2
Casaview Homes	30	Glenbrook	4	2	2
Casaview Homes	31	Oxley 22	4	2	2
Hoot Homes	32	Aspiration 31	4	2.5	2
Hoot Homes	33	Manhattan 39	4	3.5	2
Tribeca	34	Details coming soon			
Simonds Homes	35	Harmony 27	4	3	2
Simonds Homes	36	Details coming soon			
Fowler Homes	37	Foxley 21	4	2	2
Fowler Homes	38	Haven 30	4	3	2





**Eden Brae Homes**  
Design: Forsyth 30  
Facade: New England  
House Size: 281.5m<sup>2</sup>

---

---

---



**Eden Brae Homes**  
Design: Midland 21  
Facade: Coburn  
House Area: 196.4m<sup>2</sup>

---

---

---



**Elderton Homes**  
Design: Alton 28  
Facade: York  
House Area: 254.44m<sup>2</sup>

---

---

---



**Thrive Homes**  
Design: Onyx 24  
Facade: Ascot  
House Area: 224.85m<sup>2</sup>

---

---

---



**McDonald Jones Homes**  
Design: Tulloch 28 One  
Facade: Merewether  
House Area: 254.59m<sup>2</sup>  
(not including alfresco)

---

---

---



**McDonald Jones Homes**  
Design: St Clair 34 Two  
Facade: Dover  
House Area: 304.03m<sup>2</sup>  
(not including alfresco)

---

---

---



**Thrive Homes**  
Design: Vibe 21  
Facade: Urban  
House Area: 196.54m<sup>2</sup>

---

---

---



**Casaview Homes**  
Design: Marbella 35  
Facade: Turin  
House Area: 327.13m<sup>2</sup>

---

---

---



**New Edge Homes**  
Design: Clarence 31  
Facade: Lennox  
House Area: 294.89m<sup>2</sup>

---

---

---



**Elderton Homes**  
Design: Idalia 22  
Facade: Tidal  
House Area: 211.43m<sup>2</sup>

---

---

---



**Casaview Homes**  
Design: Lennox 19  
Facade: Barden  
House Area: 178.66m<sup>2</sup>

---

---

---



**Hoot Homes**  
Design: Boston 23  
Facade: Baltimore  
House Area: 217.75m<sup>2</sup>

---

---

---





**Clarendon Homes**  
Design: Rosebery  
Facade: Hamptons  
House Area: 286.56m<sup>2</sup>

4 2.5 2



**Domaine Homes**  
Design: Lakewood 29  
Facade: Mantra  
House Area: 268.76m<sup>2</sup>

4 2.5 2



**McDonald Jones Homes**  
Design: Havana Executive  
Facade: Leon  
House Size: 253.26m<sup>2</sup>

4 2 2



**McDonald Jones Homes**  
Design: Milano Four 16  
Facade: Balinese Tropicana B  
House Size: 300.69m<sup>2</sup>

4 2 2



**Domaine Homes**  
Design: Aspen 25  
Facade: Cube  
House Area: 232.68m<sup>2</sup>

4 3 1



**Domaine Homes**  
Design: Sohar 23  
Facade: Amalfi  
House Area: 216m<sup>2</sup>

4 2 2



**McDonald Jones Homes**  
Design: Seaside Retreat 16  
Facade: Contemporary  
House Size: 301.77m<sup>2</sup>

4 2 2



**Coral Homes**  
Design: Santorini 26  
Facade: Cooloolool Portico  
House Size: 243.59m<sup>2</sup>

4 2 2



**Rawson Homes**  
Design: Huntley  
Facade: Statesman  
House Area: 296.59m<sup>2</sup>

4 2.5 2



**Rawson Homes**  
Design: Wilton  
Facade: New England  
House Area: 239.29m<sup>2</sup>

4 2 2



**Coral Homes**  
Design: Noosa 25 MKII  
Facade: St Kilda  
House Size: 234.21m<sup>2</sup>

3 2 2



**Masterton Homes**  
Design: Harmony Elite  
Facade: Modern 2  
House Size: 268.89m<sup>2</sup>

4 2 2





**Masterton Homes**  
Design: Synergy 29  
Facade: Vibe  
House Size: 292.19m<sup>2</sup>

4 bedrooms, 2.5 bathrooms, 2 car spaces



**New Living Homes**  
Design: Azalea 4  
Facade: Madison  
House Size: 212.60m<sup>2</sup>

4 bedrooms, 2 bathrooms, 2 car spaces



**Casaview Homes**  
Design: Oxley 22  
Facade: Nova  
House Size: 204.75m<sup>2</sup>

4 bedrooms, 2 bathrooms, 2 car spaces



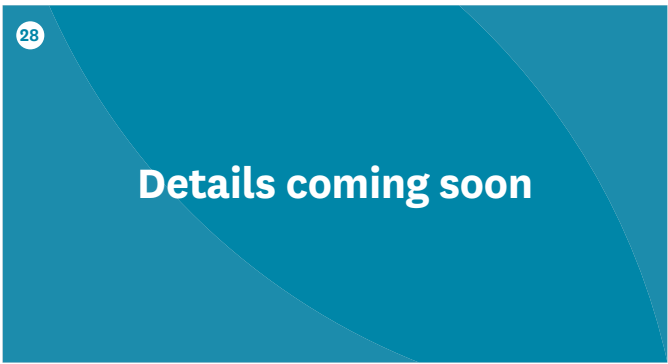
**Hoot Homes**  
Design: Aspiration 31  
Facade: Savannah (covered balcony)  
House Size: 285.93m<sup>2</sup>

4 bedrooms, 2.5 bathrooms, 2 car spaces



**Adenbrook Homes**  
Design: Saxon  
Facade: Taylor  
House Size: 215.2m<sup>2</sup>

4 bedrooms, 2 bathrooms, 2 car spaces

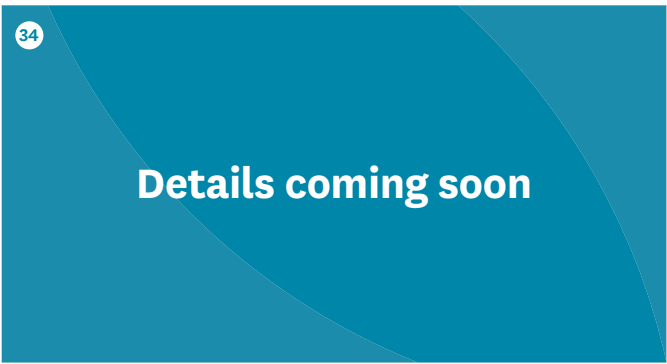


**Bellriver**



**Hoot Homes**  
Design: Manhattan 39  
Facade: Grange  
House Size: 359.21m<sup>2</sup>

4 bedrooms, 3.5 bathrooms, 2 car spaces



**Tribeca**



**Everyday Homes**  
Design: Vita Nova  
Facade: Vita Nova  
House Area: 239.82m<sup>2</sup>

4 bedrooms, 2 bathrooms, 2 car spaces



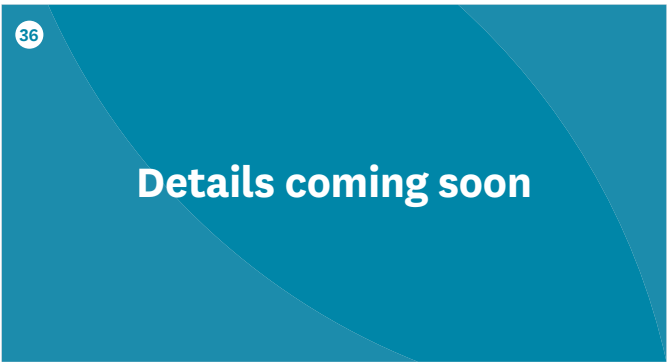
**Casaview Homes**  
Design: Glenbrook  
Facade: Forster  
House Size: 232.13m<sup>2</sup>

4 bedrooms, 2 bathrooms, 2 car spaces



**Simonds Homes**  
Design: Harmony 27  
Facade: Elementary  
House Area: 248.2m<sup>2</sup>

4 bedrooms, 3 bathrooms, 2 car spaces

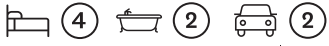


**Simonds Homes**

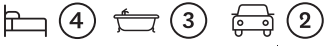




**Fowler Homes**  
Design: Foxley 21  
Facade: Lexington  
House Area: 197.64m<sup>2</sup>



**Fowler Homes**  
Design: Haven 30  
Facade: Stellar  
House Area: 276.36m<sup>2</sup>



# Getting started



## Step 1

Choosing the right community will ensure future happiness once your home is completed. Willowdale is an award-winning masterplanned community setting a new standard for location, choice and services in a highly sought-after region.



## Step 2

Once you've decided that Willowdale is the place for you, the next step is to determine the land options. Drop by our Sales and Information Centre near the Display Village to choose a lot that suits your needs.



## Step 3

Now it's time to decide on the exact home design for you. Living in a home that reflects your individual style will make your life more enjoyable. When building a new home, it's important to consider what options are going to be affordable, functional and pleasant for you and your family.

Selecting a design that makes the best use of your chosen block and its unique site and environmental factors will have a huge impact on the comfort and quality of living in your new home. This is where the Display Village helps. Walk through the homes. Discover the many textures, finishes, orientations, floorplans and styles from recognised, experienced builders. Find the style that is uniquely yours.



# While you're there

## Enjoy it

Take a moment to reflect on your visit or release any built-up energy if the kids are in tow. Remember to enjoy your visit and get excited about the process of shopping for a brand new home!

## Use it

Each display home has an experienced building representative on hand to explain anything you need to know and answer your questions. Take a business card and follow up any queries you might have after your visit.

## Remember it

Take notes while you're at the Display Village to reflect on once you leave – these could also be invaluable when it comes time to discussing ways to personalise your home with your builder. During your visit, try to picture yourself actually living in the home.

## Revisit it

Be sure to take the time to give each home the attention it deserves. If your time is limited or the kids are losing interest, it is wise to make a second visit rather than rush through your inspection.





## WILLOWDALE

[stockland.com.au/willowdale](http://stockland.com.au/willowdale)  
13 52 63

.....

Willowdale Display Village  
Willowdale Dr, Denham Court NSW



Stockland