



Discover a natural connection at Kalina Springfield.





A tranquil haven surrounded by nature offering a lifestyle with everything at your doorstep.

Adjacent to the 5000m2 Central Park and connection to kilometres of footpaths that meander alongside bordering bushland, Stage 1 is the perfect place to call home.

As part of this unique community, you will enjoy being closely connected to everything Greater Springfield has to offer.



AT A GLANCE

-  Central park on your doorstep
-  Less than 1km to shops, medical and dining
-  Planned to be a natural gas and NBN community
-  Stage 1 home sites range from 350 to 504 sqm



—
**FIRST LAND
RELEASE NOW
SELLING**
—

KALINA SPRINGFIELD SALES & INFORMATION CENTRE

Panorama Drive Springfield QLD 4300
Ph: 13 52 63
stockland.com.au/kalina

All plans, diagrams, photographs, illustrations, statements and information in this brochure, including without limitation the location and size of any lots, are for illustrative purposes only and are based on information available to and the intention of Stockland at the time of creation (July 2018) and are subject to change without notice. No diagram, photograph, illustration, statement or information amounts to a legally binding obligation on or warranty by Stockland and Stockland accepts no liability for any loss or damage suffered by any person who relies on them either wholly or in part.

The Parkview Land Release Stage 1

