







*QUAY at Newport, is a premium village within Newport. Featuring lakefront home sites, you can build your home with a blend of elegant architecture and graceful interior design.*

Located on the lake's edge, this release at QUAY features 8 new home sites, all perfectly orientated to take advantage of the stunning views of the Glasshouse Mountains and the future lake.

Here you will be surrounded by leafy foreshore parks and waterfront walking paths along the future lake.

AT A GLANCE

-  Private moorings available for waterfront home sites (not provided by Stockland)
-  Close to cafes, restaurants and shops
-  Access to great education options and the CBD via rail
-  Beautiful beaches close by



NEWPORT SALES & INFORMATION CENTRE

Corner of Griffith and Boardman Roads, Newport, QLD  
Ph: 1300 619 605  
[stockland.com.au/newport](http://stockland.com.au/newport)

All plans, diagrams, photographs, illustrations, statements and information in this brochure, including without limitation the location and size of any lots, are for illustrative purposes only and are based on information available to and the intention of Stockland at the time of creation (September 2017) and are subject to change without notice. No diagram, photograph, illustration, statement or information amounts to a legally binding obligation on or warranty by Stockland and Stockland accepts no liability for any loss or damage suffered by any person who relies on them either wholly or in part.

# QUAY LAKEFRONT LAND RELEASE







**LOTS 3603-3716**

- 1.5m Mooring Exclusion (From Boundary)
- 4.0m Gangway
- 5.0m Max Deck Width

**LOTS 3512 - 3514**

- 1.5m Mooring Exclusion (From Boundary)
- 3m Building Exclusion (From Boundary)
- Pontoon

\*Mooring size is optional