







*Quay at Newport, is an exclusive village of waterfront and waterside home sites on the water's edge in one of Brisbane's most exclusive suburbs, Newport.*

Located on the water's edge, this release features 7 new home sites, perfectly orientated to take advantage of the stunning views of the Glasshouse Mountains and Moreton Bay. Here you will be surrounded by leafy foreshore parks and waterfront walking paths, as well as the future Newport Town Centre, all a short stroll away.

AT A GLANCE

-  Private moorings available for waterfront home sites\*
-  Cafes, restaurants and shops proposed for the future Newport Town Centre.
-  Access to great education options and the CBD via rail
-  Beautiful beaches close by



NEWPORT SALES & INFORMATION CENTRE

Corner of Griffith and Boardman Roads, Newport, QLD  
Ph: 1300 619 605  
[stockland.com.au/newport](http://stockland.com.au/newport)

\* Private moorings are not offered by Stockland. If you would like more information about private moorings, contact your builder.  
All plans, diagrams, photographs, illustrations, statements and information in this brochure, including without limitation the location and size of any lots, are for illustrative purposes only and are based on information available to and the intention of Stockland at the time of creation (February 2017) and are subject to change without notice. No diagram, photograph, illustration, statement or information amounts to a legally binding obligation on or warranty by Stockland and Stockland accepts no liability for any loss or damage suffered by any person who relies on them either wholly or in part.

# QUAY WATERFRONT LAND RELEASE







ORCHARD WAY

QUAY CIRCUIT

3129  
400m<sup>2</sup>  
32.0 12.5  
32.0 12.5  
3128  
615m<sup>2</sup>  
26.0 13.5  
3.106 3.106 3.106

3127  
487m<sup>2</sup>  
15.5 12.5  
26.0 23.0 32.0  
3.106 3.106 3.106 9.5

3126  
400m<sup>2</sup>  
12.5 32.0  
23.0 12.5

3101  
564m<sup>2</sup>  
16.0 35.228  
35.272 16.0

3103  
501m<sup>2</sup>  
14.25 35.149  
35.188 14.25

3105  
631m<sup>2</sup>  
18.0 35.055  
35.105 18.0