







Newport offers a quiet and tranquil lifestyle but close to all the modern day conveniences. Beautiful homes over-looking the water, surrounded by landscaped pathways and neighbourhood parks that you will love.

Enjoy a morning jog or ride through this waterside neighbourhood, meet friends for a coffee or a bite to eat, or simply take the kids and the dog for a play in the beautiful community parks with state-of-the-art play equipment. Newport offers the lifestyle you have been waiting for.

AT A GLANCE

-  All homes surround the central lake, with lock and weir for boats
-  Walk to the future shopping and dining precinct
-  Close to public transport, including the local train station
-  Short drive to two major shopping centres



NEWPORT SALES & INFORMATION CENTRE

Corner Griffith Road and Boardman Road, Newport 4020
Ph: 1300 619 605
stockland.com.au/newport

All plans, diagrams, photographs, illustrations, statements and information in this brochure, including without limitation the location and size of any lots, are for illustrative purposes only and are based on information available to and the intention of Stockland at the time of creation (February 2019) and are subject to change without notice. No diagram, photograph, illustration, statement or information amounts to a legally binding obligation on or warranty by Stockland and Stockland accepts no liability for any loss or damage suffered by any person who relies on them either wholly or in part.

The Avoca Land Release Stage 42b



