

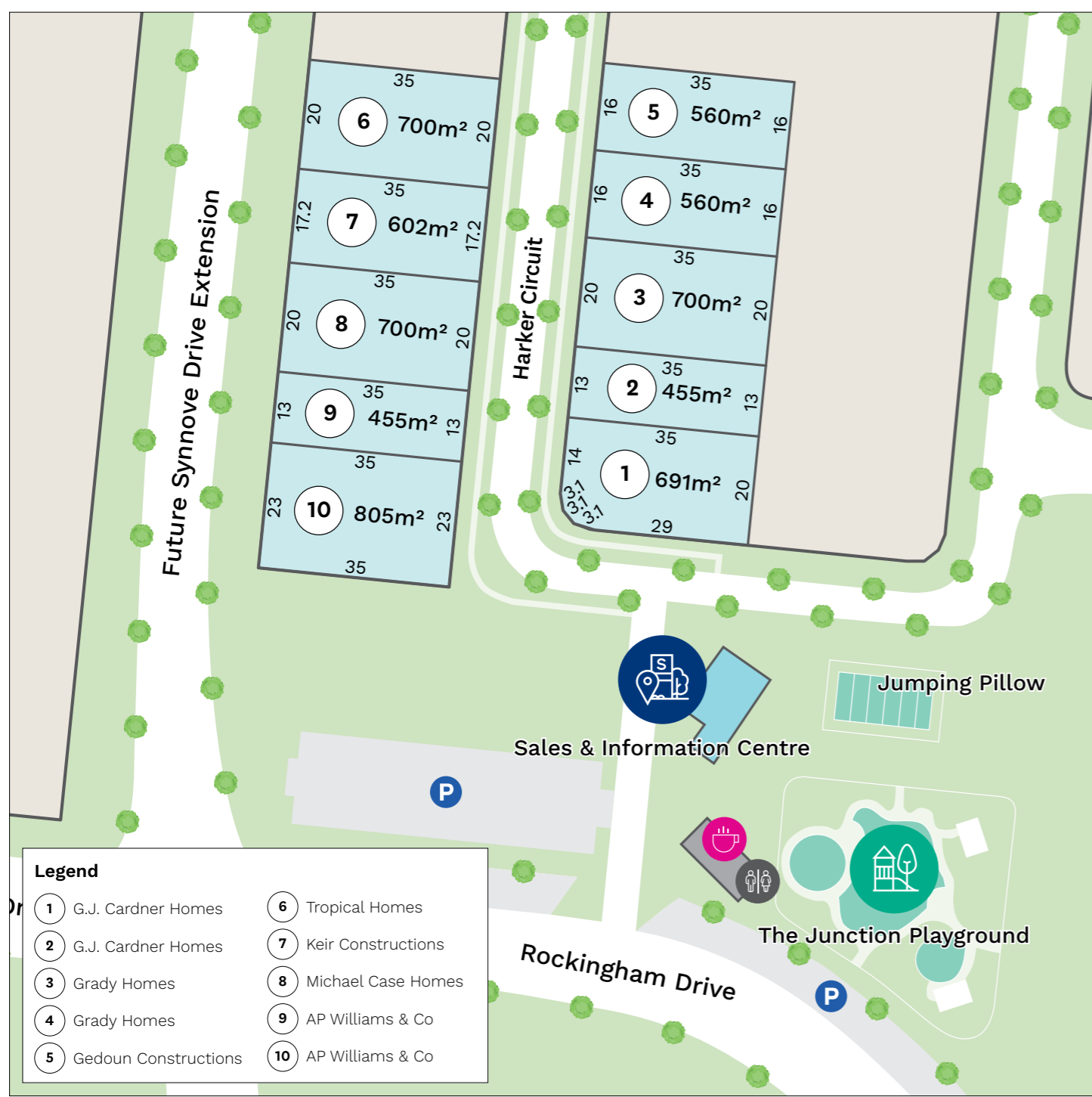
Display Village Guide

**Make your
notes inside**





Display Village Map



This map is provided solely for the purpose of providing an impression of the development called 'North Shore', as well as the approximate location for existing and proposed facilities, amenities, services or destinations, and the contents are not intended to be used for any other purpose. Any statements of distance or size are approximate and for indicative purposes only. Stockland makes no representations and gives no warranties about the future developmental potential of the site, or the current or future location or existence of any facilities, amenities, services or destinations. All images and statements are based on information available to, and the intention of, Stockland at the time of creation of this map (November 2023) and may change due to future circumstances. This map is not a legally binding obligation on or warranty by Stockland. Stockland accepts no liability for any loss or damage arising as a result of any reliance on this brochure or its contents.

Visit another quality Stockland Display Village

Visit our display village, featuring beautifully-designed homes by Australia's leading builders, to get inspiration and ideas on building your dream home at North Shore.





The five steps to building

The process of buying land and building a new home has never been easier than it is today, and can be one of life's most enjoyable and rewarding experiences. To help get you started, we've put together this simple step-by-step guide to your journey with Stockland.



Step 1

What's your budget?

Start by deciding on your budget, talking to some lenders and shopping around for the best finance deal.

Whether you are a first homebuyer or an experienced upgrader, getting a pre-approved loan allows you to proceed with confidence.



Step 2

Find the right community

Look online, pay us a visit, and consider what community facilities and services are in place or planned at North Shore.

What about shopping, schools and parklands? Most importantly, picture yourself living here!



Step 3

Choose the perfect block

Now the real fun begins. Consider which block size, shape and location meets the needs of your preferred home and budget. Could one of our house and land packages be an easier solution?

Talk to a Stockland sales professional about your needs.



Step 4

Make it your own

Once you've decided on a block and obtained pre-approval from your bank or broker, we will arrange for you to sign the contract and pay a deposit.

We then keep in touch with you along your journey through to your settlement day.



Step 5

Visit the Display Village

Your block is secured, so attention turns to choosing the design of your new home. Visit the North Shore Display Village to be inspired. Remember to take into account the shape and dimensions of your block (including your budget) to design a home that suits your needs and lifestyle.

Stockland design approval is next, followed by building approval and the start of construction.



1. G.J. Gardner Homes
Beachmere – Mediterranean Facade



🛏️ ④ 🚿 ② 🚗 ②

House area: 285.78m²
Frontage: 20m

2. G.J. Gardner Homes
Claremont – Resort Facade



🛏️ ④ 🚿 ② 🚗 ②

House area: 218.84m²
Frontage: 13m

5. Gedoun Constructions
La Dolce Vida – Santorini Facade



🛏️ ④ 🚿 ② 🚗 ②

House area: 277.35m²
Frontage: 18m

6. Tropical Homes
Phoenix – Raised Entry Facade



🛏️ ④ 🚿 ② 🚗 ②

House area: 273.72m²
Frontage: 18m

3. Grady Homes
Mia 1 – A (Hamptons) Facade



🛏️ ④ 🚿 ② 🚗 ②

House area: 264.46m²
Frontage: 19.2m

4. Grady Homes
Flynn – A (Classic) Facade



🛏️ ④ 🚿 ② 🚗 ②

House area: 249.1m²
Frontage: 15.2m

7. Keir Constructions
Bella – Scandinavian Facade



🛏️ ④ 🚿 ② 🚗 ②

House area: 231.6m²
Frontage: 15.3m

8. Michael Case Homes
Capri – Coastal Facade



🛏️ ④ 🚿 2.5 🚗 ②

House area: 283m²
Frontage: 20m

Our Display Homes

9. AP Williams & Co
Airlie – Hamptons Facade



🛏️ ④ 🚿 ② 🚗 ②

House area: 192.56m²
Frontage: 13m

10. AP Williams & Co
Palm – Modern Facade



🛏️ ④ 🚿 ② 🚗 ②

House area: 316.64m²
Frontage: 18m



Stockland Dreamcatcher

Browse and pin images, to create your own styleboard from five distinct design styles.

stockland.com.au/residential/dreamcatcher



Open your camera and scan the QR code to find out more about Dreamcatcher

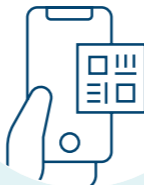




View more of our homes

Be inspired with more home images and take a 360-degree virtual tour of our stunning display homes at North Shore, Burdell.

stockland.com.au/residential/qld/north-shore/display-village



Open your camera and scan the QR code to find out more about living at North Shore.



North Shore Display Village

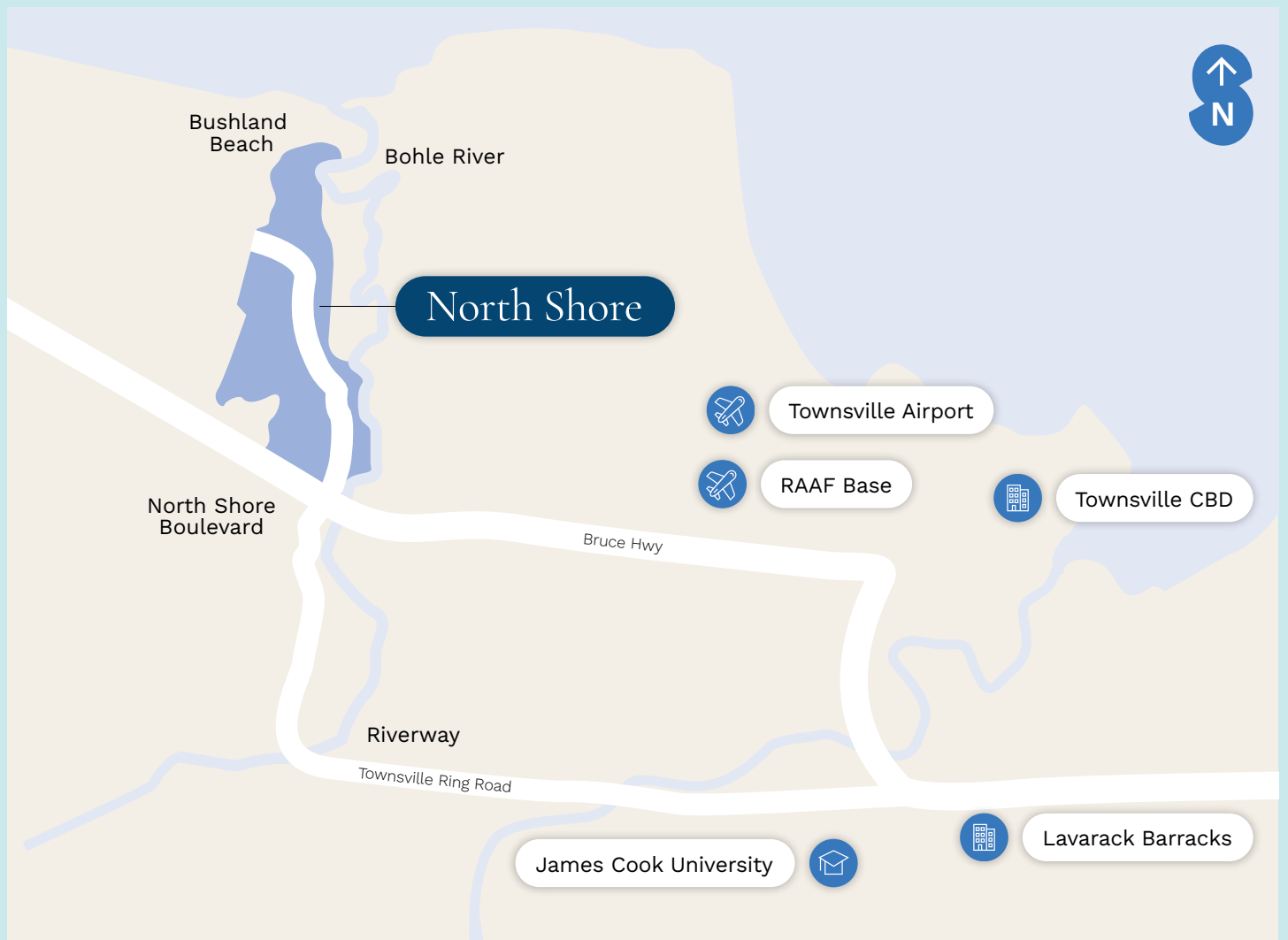
5 Rockingham Drive

Burdell Qld 4818

P: 07 4774 3844

stockland.com.au/northshore

Open Monday–Sunday, 10am–5pm



Scan for website

This plan is provided solely for the purpose of providing an impression of the proposed development called 'North Shore' as well as the approximate location of existing and proposed third party facilities, services or destinations and is not intended to be used for any other purpose. Stockland does not make any representation or give any warranty in relation to the future development of the site or the current or future location or existence of any facilities, services or destinations. The plan is based on the intention of, and information available to, Stockland at the time of creation of the plan (November 2023) and details may change due to future circumstances. Any indications of distance or size are approximate and for indicative purposes only, and are not to scale. The plan is not a legally binding obligation on or warranty by Stockland. Stockland accepts no liability for any loss or damage arising as a result of any reliance on this plan or its contents.