





***Vale at Holmview is situated in the thriving Logan growth corridor. The community is on nature's doorstep and offers bushland views while still being close to shops and public transport.***

The Stage 20 release at Vale is conveniently located within walking distance to the new Belyando Park, dog off leash areas, rest area and kids playground. Whether you're a first home buyer, upgrading your home, down sizing, or investing, Vale is the perfect place for your new home.

**AT A GLANCE**

-  Family friendly community located close to shops and schools
-  Walk to the new Belyando Park with dog off leash areas
-  Translink service connecting you to Holmview Central and Beenleigh
-  Find the perfect home for you



**Sales - Urban Realty Group**  
sales@urbanrealty.net.au  
Ph: (07) 3535 0660  
stockland.com.au/vale

All plans, diagrams, photographs, illustrations, statements and information in this brochure, including without limitation the location and size of any lots, are for illustrative purposes only and are based on information available to and the intention of Stockland at the time of creation (October 2019) and are subject to change without notice. No diagram, photograph, illustration, statement or information amounts to a legally binding obligation on or warranty by Stockland and Stockland accepts no liability for any loss or damage suffered by any person who relies on them either wholly or in part.



# Stage 20 Land Release

