

Display Village Guide



Artist's impression of the Homebuyers Centre
Onyx 22 – Urban Facade, as displayed at
the Cloverton Display Village.



Display Village map



This map is provided solely for the purpose of providing an impression of the development called 'Cloverton', as well as the approximate location for existing and proposed facilities, amenities, services or destinations, and the contents are not intended to be used for any other purpose. Any statements of distance or size are approximate and for indicative purposes only. Stockland makes no representations and gives no warranties about the future developmental potential of the site, or the current or future location or existence of any facilities, amenities, services or destinations. All images and statements are based on information available to, and the intention of, Stockland at the time of creation of this map (April 2023) and may change due to future circumstances. This map is not a legally binding obligation on or warranty by Stockland. Stockland accepts no liability for any loss or damage arising as a result of any reliance on this brochure or its contents.

Visit another quality Stockland Display Village

The Cloverton Display Village in Kalkallo is a stunning showcase of 17 designs from some of Victoria's most awarded builders. The village has a wide range of contemporary and affordable homes plus exciting new trends in interior design.

Each home is designed to suit today's lifestyles and includes the latest in energy and water efficient features that will save you money.











The four steps to building



Step 1

Choosing the right finance option


With more than 70 years' experience, Stockland understands what is involved with buying land and building a home. Seeking independent financial advice is the first step to understanding what the right type of loan is to suit your situation. It's important to be clear about what you can comfortably afford. Be sure to consider how your circumstances could change over time, such as starting a family or changing jobs. Consider including a financial buffer so you're not overstretched and can concentrate on simply enjoying your new home.



Step 2

Choosing the right community for you


Choosing the right community will ensure future happiness once your home is completed. Cloverton is a vibrant community 38 kilometres north of the Melbourne CBD where you and your family can enjoy the best of all worlds. Close to nature and the nearby amenities of Craigieburn, this residential community will set a new standard for location, choice and services in this highly sought-after region.



Step 3

Choosing your land


After deciding that Cloverton is the right place for you, the next step is to determine the land options. Cloverton offers a variety of lot sizes to suit everyone's needs. By dropping by our Sales & Information Centre near the Display Village you will be able to see what we have offer. Alternatively, call or email our sales team.



Step 4

Choosing the design of your home

The final step is to decide on the exact home design that suits your needs. Living in a home that reflects your individual style will make your life more enjoyable. When building a new home, it's important to consider what options are going to be affordable, functional and pleasant for you and your family. Selecting a design that makes the best use of your chosen block and its unique site and environmental factors will have a huge impact on the comfort and quality of living in your new home.



Open your camera and scan the QR code to find out more about living at Cloverton.



1. Boutique Homes
Marseille 28 – Contempo Facade



🛏️④ 🚿② 🚗②

Lot size: 16m x 28m (448m²)

2. Boutique Homes
Ascot 36 – Newtown Facade



🛏️⑤ 🚿③ 🚗②

Lot size: 14m x 28m (392m²)

5. ABC Homes
Saffire 25 MK2 – Lumi Facade



🛏️④ 🚿② 🚗②

Lot size: 14m x 28m (392m²)

6. Home Group
Charlotte 22 – Contemporary Facade



🛏️③ 🚿② 🚗②

Lot size: 12.5m x 28m (350m²)

3. Homebuyers Centre
Willow 25 – Luxe Facade



🛏️④ 🚿② 🚗②

Lot size: 14m x 28m (392m²)

4. Homebuyers Centre
Onyx 22 – Urban Facade



🛏️④ 🚿② 🚗②

Lot size: 12.5m x 28m (350m²)

7. Home Group
Oxford 22 – Contemporary Facade



🛏️④ 🚿② 🚗②

Lot size: 14m x 28m (392m²)

8. Mimosa Homes
Churchill 220 – Ella 12.5 Facade



🛏️④ 🚿② 🚗②

Lot size: 12.5m x 28m (350m²)



9. **Mimosa Homes**
Saba 250 – Streeton Facade



🛏️④ 🚿② 🚗②

Lot size: 14m x 28m (392m²)

12. **Simonds**
Bulbarin 27_250 – Davey Facade



🛏️④ 🚿② 🚗②

Lot size: 14m x 32m (448m²)

15. **Carlisle Homes**
Portland 25 – Sierra Facade



🛏️④ 🚿② 🚗②

Lot size: 14m x 32m (448m²)

16. **Metricon**
Langdon 28 – Mirage Facade



🛏️④ 🚿② 🚗②

Lot size: 16m x 32m (512m²)

13. **Simonds**
Hann 35_329 – Davey Facade



🛏️⑤ 🚿③.5 🚗②

Lot size: 14m x 32m (448m²)

14. **Carlisle Homes** – Astoria Grand 45
– Esperance Hebel Facade



🛏️④ 🚿④ 🚗②

Lot size: 16m x 32m (512m²)

17. **Metricon**
Glendale 45A – Princeton Facade



🛏️④ 🚿②.5 🚗②

Lot size: 14m x 32m (448m²)

18. **Henley**
Airlie 41R By Henley



🛏️④ 🚿② 🚗②

Lot size: 14m x 28m (392m²)



19. Henley
Carmelle 31A By Henley



🛏️④ 🚿② 🚗②

Lot size: 15m x 32m (480m²)

Making the most of your display home visit

Home and land packages are a great way of getting a complete new home solution, so ask your Stockland Sales Professional about a package deal for your chosen home.

Enjoy it

Take a moment to reflect on your visit or release any built-up energy if the kids are in tow. Remember to enjoy your visit and get excited about the process of shopping for a brand new home!

Use it

Each display home has an experienced building representative on hand to explain anything you need to know and answer your questions. Take a business card and follow up any queries you might have after your visit.

Remember it

Take notes while you're at the display village to reflect on once you leave – these could also be invaluable when it comes time to discuss ways to personalise your home with your builder. During your visit, try to picture yourself actually living in the home.

Revisit it

Be sure to take the time to give each home the attention it deserves. If your time is limited or the kids are losing interest, it is wise to make a second visit rather than rush through your inspection.



Cloverton Display Village

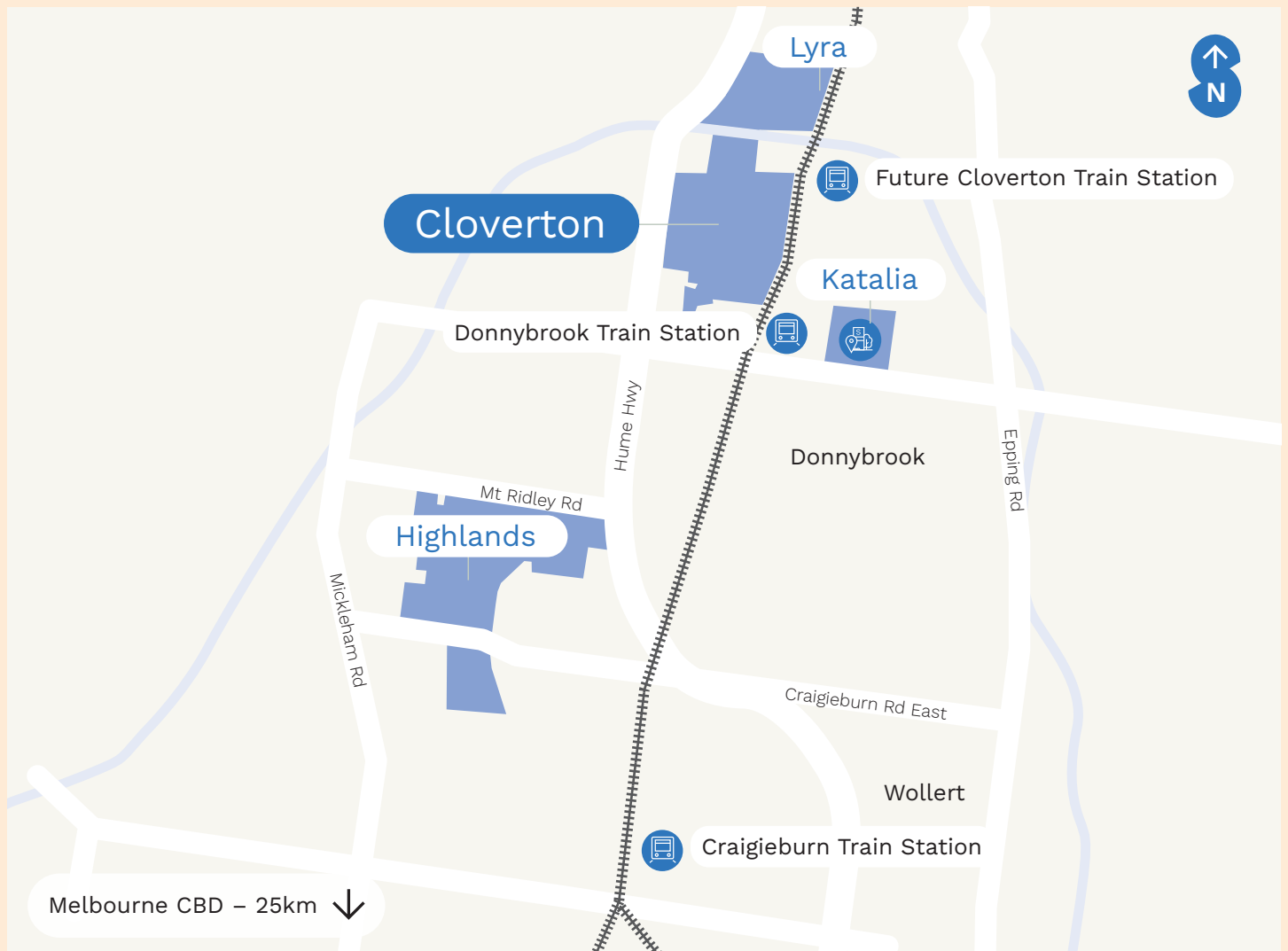
Design Way

Kalkallo Vic 3064

P: 13 52 63

stockland.com.au/cloverton

Open Monday–Sunday, 10am–5pm



Scan for website

This plan is provided solely for the purpose of providing an impression of the proposed development called 'Cloverton' as well as the approximate location of existing and proposed third party facilities, services or destinations and is not intended to be used for any other purpose. Stockland does not make any representation or give any warranty in relation to the future development of the site or the current or future location or existence of any facilities, services or destinations. The plan is based on the intention of, and information available to, Stockland at the time of creation of the plan (May 2023) and details may change due to future circumstances. Any indications of distance or size are approximate and for indicative purposes only, and are not to scale. The plan is not a legally binding obligation on or warranty by Stockland. Stockland accepts no liability for any loss or damage arising as a result of any reliance on this plan or its contents.