



THE ADDRESS

— Point Cook —

Display Village Guide

Toulouse by Arden Homes

Builders















































































Porter Davis
Boutique Homes
JG King Homes
Carlisle Homes

Arden Homes
Zuccala Homes
Burbank

Weeks Building Group
Royal Bella Homes
Fairhaven Homes

Seddon Homes
Long Island Homes
Grand Arch Homes

YOUR GUIDE TO 26 DISPLAY HOMES AT THE ADDRESS

House Number	Builder	Suitable For	House Details		
1	Elona 32 by Grand Arch Homes	16m frontage	 ④	 ③	 ②
2	Highbury by JG King Homes	16m frontage	 ④	 ②.5	 ②
3	Lonsdale by JG King Homes	14m frontage	 ④	 ③.5	 ②
4	Illawarra 39 by Carlisle Homes	14m frontage	 ④	 ②	 ②
5	Piermont 29 by Carlisle Homes	14m frontage	 ④	 ②	 ②
6	Cromwell 33 by Carlisle Homes	16m frontage	 ④	 ②	 ②
7	Sheraton 48 by Carlisle Homes	15m frontage	 ④	 ②	 ②
8	Toulouse 43 by Arden Homes	14m frontage	 ④	 ④.5	 ④.5
9	Evo 24 by Arden Homes	12.5m frontage	 ③.5	 ②	 ②
10	Resort by Zuccala Homes	16m frontage	 ④.5	 ④.5	 ②
11	Melbourne by Zuccala Homes	16m frontage	 ④.5	 ②	 ②
12	Peninsular 2800 by Burbank	16m frontage	 ④	 ②.5	 ②
13	Palladium 4600 by Burbank	18m frontage	 ④	 ②.5	 ②
14	The Tarradale by Weeks Building Group	16m frontage	 ⑥	 ④	 ②
15	The Straton by Weeks Building Group	16m frontage	 ④	 ②	 ②
16	The Robina by Royal Bella Homes	16m frontage	 ④	 ②	 ②
17	The Coomera by Royal Bella Homes	18m frontage	 ⑤	 ③.5	 ②
18	Queenscliff 416 by Fairhaven Homes	14m frontage	 ④	 ②.5	 ②
19	Anglesea 287 by Fairhaven Homes	14m frontage	 ④	 ②	 ②
20	Giulia by Seddon Homes	16m frontage	 ④.5	 ②.5	 ②
21	Manhattan 460 by Long Island Homes	14m frontage	 ④	 ④.5	 ②
22	Vale 310 by Long Island Homes	16m frontage	 ④	 ②.5	 ②
23	Montauk 49 by Boutique Homes	16m frontage	 ④	 ④	 ②
24	Barcelona 32 by Boutique Homes	16m frontage	 ④	 ②	 ②
25	Madison 45 by Porter Davis	14m frontage	 ④	 ②	 ②
26	Plaza Grange 51 by Porter Davis	14.24m frontage	 ⑤	 ⑤	 ②

YOUR DISPLAY VILLAGE MAP





MAKING THE MOST OF YOUR DISPLAY HOME VISIT

Enjoy it

Take a moment to reflect on your visit or release any built-up energy if the kids are in tow. Remember to enjoy your visit and get excited about the process of shopping for a brand new home!

Use it

Each display home has an experienced building representative on hand to explain anything you need to know and answer your questions. Take a business card and follow up any queries you might have after your visit.

Remember it

Take notes while you're at the display village to reflect on once you leave – these could also be invaluable when it comes time to discussing ways to personalise your home with your builder. During your visit, try to picture yourself actually living in the home.

Revisit it

Be sure to take the time to give each home the attention it deserves. If your time is limited or the kids are losing interest, it is wise to make a second visit rather than rush through your inspection.



THE FOUR STEPS TO BUILDING

Home and land packages are a great way of getting a complete new home solution, so ask your Stockland Sales Professional about a package deal for your chosen home.

STEP 1

Choosing the right finance option

With over 60 years' experience, Stockland understands what is involved with buying land and building a home. Seeking independent financial advice is the first step to understanding what the right type of loan is to suit your situation. It's important to be clear about what you can comfortably afford.

Be sure to consider how your circumstances could change over time, such as starting a family or changing jobs. Consider including a financial buffer so you're not overstretched and can concentrate on simply enjoying your new home.

A useful government website to help work out your household budget is www.fido.gov.au

STEP 2

Choosing the right community for you

Choosing the right community will ensure future happiness once your home is completed. The Address is a vibrant community 25 kilometres from Melbourne's CBD where you and your family can enjoy the best of all worlds. Close to nature and the outstanding amenities of Point Cook, this residential community will set a new standard for location, choice and services in this highly sought after region.

STEP 3

Choosing your land

After deciding that The Address is the right place for you, the next step is to determine the land options. The Address offers a number of sizes to suite everyone's needs. By dropping by our Sales Office near the Display Village you will be able to see what we have on offer.

STEP 4

Choosing the design of your home

The final step is to decide on the exact home design that suits your needs. Living in a home that reflects your individual style will make your life more enjoyable. When building a new home, it's important to consider what options are going to be affordable, functional and pleasant for you and your family.

Selecting a design that makes the best use of your chosen block and its unique site and environmental factors will have a huge impact on the comfort and quality of living in your new home.

Visit another quality Stockland Display Village at Allura

The Allura Display Village in Truganina is a stunning showcase of 20 designs from some of Victoria's most awarded builders. The village has a wide range of contemporary and affordable homes plus exciting new trends in interior design. Each home is designed to suit today's lifestyles and includes the latest in energy and water efficient features that will save you money.



THE ADDRESS SALES AND INFORMATION CENTRE

333 Point Cook Road, Point Cook 3030

Ph: 13 52 63

theaddress@stockland.com.au

All plans, diagrams, photographs, illustrations, statements and information (including the location, dimensions and area of the lots) in this brochure are for illustrative purposes only and are based on information available to and the intention of Stockland at the time of creation (April 2016) and are subject to change without notice. No plan, diagram, photograph, illustration, statement or information amounts to a legally binding obligation on or warranty by Stockland and Stockland accepts no liability for any loss or damage suffered by any person who relies on them either wholly or in part.