



Artists impression only. Design and layout subject to change and retail mix not yet confirmed. Subject to Stockland board of approval





The 9 new lots now selling in this latest release at Whiteman Edge are located in premium Central Park, close to the proposed town centre and cafes, with easy access to Lord Street and proposed public transport routes.

Stage 29 is located in a great position in Brabham. Walk to the Jungle Park and enjoy all that Whiteman Edge has to offer, with its vibrant lifestyle at your doorstep, whether you're looking for close connectivity to the city, or want to explore the treasures of the Swan Valley. The best of both worlds from \$210,500*

With a range of lot sizes available, 325sqm - 478sqm, including some with a depth of 31m there's something for everyone to build your dream home.



WHITEMAN EDGE AT A GLANCE

-  Close to proposed town centre
-  Home of \$2m Jungle Park
-  Parks within 300m of every home
-  Local schools nearby





WHITEMAN EDGE SALES & INFORMATION CENTRE

Corner Everglades Avenue & Delegate Approach, Brabham WA, 6055

Ph: 13 52 63

stockland.com.au/whitemanedge

*Price is correct as at date of send and is subject to change without notice or obligation. Home is subject to availability. Price does not include stamp duty, registration fees or any other incidental fees. All images and statements are based on information available to Stockland at the time of publication (27 September 2018) and may be subject to change without notice. Stockland accepts no liability for any loss or damage arising as a result of any reliance on this email or its contents. *Incentive is a \$10,000 rebate, which is applied at settlement. Promotion only applies to qualifying land at Vale, Amberton, Whiteman Edge, Calleya, Sienna Wood and Newhaven. All plans, diagrams, photographs, illustrations, statements and information in this brochure, including without limitation the location and size of any lots, are for illustrative purposes only and are based on information available to and the intention of Stockland at the time of creation (September 2018) and are subject to change without notice. No diagram, photograph, illustration, statement or information amounts to a legally binding obligation on or warranty by Stockland and Stockland accepts no liability for any loss or damage suffered by any person who relies on them either wholly or in part. For full terms and conditions visit www.stockland.com.au/wasale.